

No. 1012/8/Misc/WFD/11-12(Pt-I)
Ministry of Communications & IT
Department of Telecommunications
20, Ashoka Road, New Delhi
(WPF)

Dated: 11.12.2015

To

All Pr. CsCA/CsCA
Department of Telecommunications

Subject: Bid amount/ winning amount of the successful bidders related to Spectrum Auction held in February - 2015.


A copy of letter No. 1000/23/2014-WF/Auction dated 29/03/2015 issued from WF section in which total winning amount/bid amount of successful bidders of spectrum auction held in February 2015 is mentioned along with a copy of letter No. P-14010/01/2014 dated 05.02.2015 issued from WPC Wing in respect of Spectrum Usage Charges (SUC) for the Spectrum in 800 MHz, 900 MHz, 1800 MHz and 2100 MHz bands held by the Telecom Service Provider (TSPs) are annexed for the purpose of calculation of spectrum usage charges and other necessary action. Further the same is also available in DoT website.

It is suggested that the following links on the DoT website may regularly be visited for information about latest letters/circulars pertaining to spectrum issues.

1. www.dot.gov.in/wireless-finance/wireless-planning-finance-division
2. www.wpc.gov.in/viewallorders.aspx
3. www.dot.gov.in/content/spectrum-management

This issues with the approval of competent authority.

Enclosure: As above.


(Krishan Pal) 11-12-2015
ACAO (CMTS)
Ph: 23036821

F.No.1000/23/2014 -WF/Auction
Government of India
Ministry of Communication & IT
Department of Telecommunications

29th March, 2015

Subject: Auction of Spectrum in 800MHz, 900MHz, 1800MHz and 2100MHz bands, Spectrum Auction February 2015: Update on Payment Methodology: Intimation of amounts due

Kindly refer to Section 4.5 (Payment Terms) of the Notice Inviting Applications dated 09-01-2015 in respect of the Spectrum Auction February 2015. In continuation of the email dated 26-03-2015 and 27-03-2015, you are hereby intimated the amounts due and the same are enclosed as Annexure to this letter. Payments can be made through following method:

Through Real Time Gross settlement (RTGS)/ Core Banking facility as per the following instructions:-

(A) The Successful Bidder's request to its Bank for transfer through RTGS, which is used for inter-bank transfers of money: or through Core Banking, if its account is with State bank of India (SBI), should contain the following details:

- (i) Bidder's name and Account holder's name;
- (ii) Branch's name: **SBI New Delhi, Main Branch, IFSC Code SBIN0000691**
- (iii) Name of the A/c : **"Spectrum Auction"**;
- (iv) Account No. : **32647292194**

(B) Successful Bidders need to ensure that the remitting Bank puts "Bidder's name and the number of services area/s for which the payment pertains" under the column "sender to Receiver information" in case of RTGS, or in the "Narration Line" in case of remitting bank being SBI (core banking) while transferring the money.

(C) Successful Bidders must take the UTR Number (in case of RTGS) or Journal Number (in case remitting bank is SBI and method of transfer is core banking) of credit transaction to the Account as detailed in (A) above and mail the following information to spectrumbauction-dot@nic.in and aoac2.hq-dot@nic.in

(a) In case of RTGS-UTR Number of credit transaction.

OR

In case of Core Banking (Remitting bank being SBI)-

- (i) Journal Number of the credit transaction;
 - (ii) SBI Account Number from which the amount has been transferred;
 - (iii) Cheque Number (if any) used to transfer the money;
 - (iv) Date of transaction.
- (b) Name of the Company;
- (c) Total amount transferred;

- (d) Names of the service areas and the corresponding amounts for each of the service areas (total should tally with the figure at (C) above.)

Please note that the last date for payment is 08-04-2015. It is also clarified that upfront payment of amount greater than the specified amounts (which is sum total of 25% and 33% of the total amount due in relevant bands) in the enclosed letter can be made and in such a scenario, the value of installments and required bank guarantees would be revised pro-rata for the remaining amount.

Further, if it is proposed to make any partial payment of the proposed upfront due in advance, the same may please be indicated. It may be noted that in such case the payment date, for the purpose of the further annual installments, shall be the anniversary of the date on which the balance payment of upfront is made within the stipulated time, as indicated above.

It may also be noted that if the payment is not received by the last date, the EMD will be forfeited. This will be without prejudice to any other action that DoT might take. The Bidder-wise amounts payable is attached.

After making the payment, the Successful Bidders may apply in accordance with NIA provisions. Kindly note that as intimated earlier the allocations of Spectrum are subject to final result of SLP (c) Nos.5735-5736 of 2015, Transfer Petition (Civil) Nos.352-356, 363 and 477 all of 2015 (order of Hon'ble Supreme Court has already been uploaded on DoT website and mailed to all bidders).

Encl: as above (one)

-Sd-
(V. N. TANDON)
Director (WF)
Ph. 23036215
9868217076

To all successful bidders in the Spectrum auction in respect of NIA issued on 09-01-2015 (as amended from time to time).

Copy to:

- (i) Wireless Advisor, DoT
- (ii) DDG (AS-I)
- (i) Director (WR)/ADG(WR)
- (ii) Director (TA-II)/PAO (HQ), DoT- He may book the amounts received under HoA 127500-103-01-02

M/s. Aircel Ltd

Service Areas -1800 MHz Band	Total Blocks Won (No.)	Price of Spectrum Won (per Block) (Rs Crores)	Total Winning Amount Payable - Full Upfront Payment Option (Rs.)	Upfront Payment Amount - Deferred Payment Option (33% of Total Winning Amount Payable) (Rs.)	Installment and FBG Amount - Deferred Payment Option (Rs)
TamilNadu	50	45.00	22500000000	7425000000	2968650000
Total	50		22,500,000,000	7,425,000,000	2,968,650,000
No. of Service Areas in which Blocks Won					1

M/s. Aircel Ltd	Amount Payable (Rs)	Upfront Payment (Rs)	Installment & FBG Amount (Rs)
Grand Total	22,500,000,000	7,425,000,000	2,968,650,000

M/s. Bharti Airtel Ltd

Service Areas -900 MHz Band	Total Blocks Won (No.)	Price of Spectrum Won (per Block) (Rs Crores)	Total Winning Amount Payable - Full Upfront Payment Option (Rs.)	Upfront Payment Amount - Deferred Payment Option (25% of Total Winning Amount Payable) (Rs.)	Installment and FBG Amount - Deferred Payment Option (Rs)
AP	45	136.15	61267500000	15316875000	9048597075
Assam	31	36.99	11466900000	2866725000	1693546461
Bihar	8	88.86	7108800000	1777200000	1049898672
HP	37	11.49	4251300000	1062825000	627874497
Karnataka	44	111.50	49060000000	12265000000	7245671400
NE	44	10.38	4567200000	1141800000	674529768
Odisha	6	27.80	1668000000	417000000	246346920
Punjab	50	72.15	36075000000	9018750000	5327916750
Rajasthan	30	141.73	42519000000	10629750000	6279631110
WB	11	41.50	4565000000	1141250000	674204850
Total	306		222,548,700,000	55,637,175,000	32,868,217,503

No. of Service Areas in which Blocks Won

10

Service Areas -1800 MHz Band	Total Blocks Won (No.)	Price of Spectrum Won (per Block) (Rs Crores)	Total Winning Amount Payable - Full Upfront Payment Option (Rs.)	Upfront Payment Amount - Deferred Payment Option (33% of Total Winning Amount Payable) (Rs.)	Installment and FBG Amount - Deferred Payment Option (Rs)
Andhra Pradesh	6	48.56	2913600000	961488000	384420384
Haryana	17	9.32	1584400000	522852000	209045736
Kolkata	10	29.82	2982000000	984060000	393445080
North East	8	2.20	164862114	54404498	21751907
Odisha	31	6.62	2052200000	677226000	270767268
Punjab	5	14.20	710000000	234300000	93677400
Total	77		10,407,062,114	3,434,330,498	1,373,107,775

No. of Service Areas in which Blocks Won

6

Service Areas -2100 MHz Band	Total Blocks Won (No.)	Price of Spectrum Won (per Block) (Rs Crores)	Total Winning Amount Payable - Full Upfront Payment Option (Rs.)	Upfront Payment Amount - Deferred Payment Option (33% of Total Winning Amount Payable) (Rs.)	Installment and FBG Amount - Deferred Payment Option (Rs)
Gujarat	1	1290.00	12900000000	4257000000	1702026000
Haryana	1	230.00	2300000000	759000000	303462000
MP	1	456.75	4567500000	1507275000	602635950
Maharashtra	1	1505.00	15050000000	4966500000	1985697000
Odisha	1	180.26	1802600000	594858000	237835044
Tamil Nadu	1	1720.00	17200000000	5676000000	2269368000
UP (E)	1	451.50	4515000000	1489950000	595709100
Total	7		58,335,100,000	19,250,583,000	7,696,733,094

No. of Service Areas in which Blocks Won

7

M/s. Bharti Airtel Ltd	Amount Payable (Rs)	Upfront Payment (Rs)	Installment & FBG Amount (Rs)
Grand Total	291,290,862,114	78,322,088,498	41,938,058,372

M/s. Idea Cellular Ltd

Service Areas -900 MHz Band	Total Blocks Won (No.)	Price of Spectrum Won (per Block) (Rs Crores)	Total Winning Amount Payable - Full Upfront Payment Option (Rs.)	Upfront Payment Amount - Deferred Payment Option (25% of Total Winning Amount Payable) (Rs.)	Installment and FBG Amount - Deferred Payment Option (Rs)
AP	25	136.15	34037500000	8509375000	5026998375
Gujarat	25	134.60	33650000000	8412500000	4969768500
Haryana	30	30.24	9072000000	2268000000	1339843680
Karnataka	25	111.50	27875000000	6968750000	4116858750
Kerala	30	73.88	22164000000	5541000000	3273401160
MP	37	61.90	22903000000	5725750000	3382544070
Maharashtra	45	154.60	69567089490	17391772372	10274363447
Punjab	28	72.15	20202000000	5050500000	2983633380
UP (W)	25	147.71	36927500000	9231875000	5453822475
Total	270		276,398,089,490	69,099,522,372	40,821,233,837

No. of Service Areas in which Blocks Won

9

Service Areas -1800 MHz Band	Total Blocks Won (No.)	Price of Spectrum Won (per Block) (Rs Crores)	Total Winning Amount Payable - Full Upfront Payment Option (Rs.)	Upfront Payment Amount - Deferred Payment Option (33% of Total Winning Amount Payable) (Rs.)	Installment and FBG Amount - Deferred Payment Option (Rs)
Himachal Pradesh	24	3.18	755380638	249275610	99664921
Karnataka	5	37.00	1850000000	610500000	244089000
North East	5	2.20	103038821	34002811	13594942
Odisha	25	6.62	1655000000	546150000	218360700
TamilNadu	32	45.00	14400000000	4752000000	1899936000
UP West	11	19.19	1587571823	523898701	209464226
Total	102		20,350,991,282	6,715,827,123	2,685,109,790

No. of Service Areas in which Blocks Won

6

Service Areas -2100 MHz Band	Total Blocks Won (No.)	Price of Spectrum Won (per Block) (Rs Crores)	Total Winning Amount Payable - Full Upfront Payment Option (Rs.)	Upfront Payment Amount - Deferred Payment Option (33% of Total Winning Amount Payable) (Rs.)	Installment and FBG Amount - Deferred Payment Option (Rs)
Kolkata	1	577.97	5779700000	1907301000	762573618
Total	1		5,779,700,000	1,907,301,000	762,573,618

No. of Service Areas in which Blocks Won

1

M/s. Idea Cellular Ltd	Amount Payable (Rs)	Upfront Payment (Rs)	Installment & FBG Amount (Rs)
Grand Total	302,528,780,771	77,722,650,495	44,268,917,244

M/s. Reliance Communications Ltd

Service Areas -800 MHz Band	Total Blocks Won (No.)	Price of Spectrum Won (per Block) (Rs Crores)	Total Winning Amount Payable - Full Upfront Payment Option (Rs.)	Upfront Payment Amount - Deferred Payment Option (25% of Total Winning Amount Payable) (Rs.)	Installment and FBG Amount - Deferred Payment Option (Rs)
Assam	4	102.77	4110800000	1027700000	607124052
Gujarat	2	347.18	6943600000	1735900000	1025500284
Haryana	1	70.71	7071000000	1767750000	104431599
HP	2	24.46	4892000000	1223000000	72249948
J&K	2	35.35	7070000000	1767500000	104416830
Kolkata	1	183.75	1837500000	4593750000	271380375
NE	4	31.72	1268800000	3172000000	187389072
Odisha	1	51.30	5130000000	1282500000	75764970
Punjab	2	107.31	2146200000	5365500000	316972278
UP (W)	1	118.75	1187500000	2968750000	175381875
WB	1	71.25	7125000000	1781250000	105229125
Total	21	1144.55	20,623,200,000	5,155,800,000	3,045,840,408

No. of Service Areas in which Blocks Won

11

Service Areas -900 MHz Band	Total Blocks Won (No.)	Price of Spectrum Won (per Block) (Rs Crores)	Total Winning Amount Payable - Full Upfront Payment Option (Rs.)	Upfront Payment Amount - Deferred Payment Option (25% of Total Winning Amount Payable) (Rs.)	Installment and FBG Amount - Deferred Payment Option (Rs)
HP	25	11.49	2872500000	7181250000	424239525
MP	25	61.90	15475000000	38687500000	2285502750
Total	50		18,347,500,000	4,586,875,000	2,709,742,275

No. of Service Areas in which Blocks Won

2

Service Areas -1800 MHz Band	Total Blocks Won (No.)	Price of Spectrum Won (per Block) (Rs Crores)	Total Winning Amount Payable - Full Upfront Payment Option (Rs.)	Upfront Payment Amount - Deferred Payment Option (33% of Total Winning Amount Payable) (Rs.)	Installment and FBG Amount - Deferred Payment Option (Rs)
Haryana	3	9.32	2796000000	922680000	36890424
Karnataka	3	37.00	1110000000	3663000000	146453400
North East	20	2.20	463607288	152990405	61168346
Odisha	25	6.62	1655000000	5461500000	218360700
Punjab	3	14.20	4260000000	1405800000	56206440
Total	54		3,934,207,288	1,298,288,405	519,079,310

No. of Service Areas in which Blocks Won

5

M/s. Reliance Communications Ltd	Amount Payable (Rs)	Upfront Payment (Rs)	Installment & FBG Amount (Rs)
Grand Total	42,904,907,288	11,040,963,405	6,274,661,993

M/s. Reliance JIO Infocomm Ltd.

Service Areas -800 MHz Band	Total Blocks Won (No.)	Price of Spectrum Won (per Block) (Rs Crores)	Total Winning Amount Payable - Full Upfront Payment Option (Rs.)	Upfront Payment Amount - Deferred Payment Option (25% of Total Winning Amount Payable) (Rs.)	Installment and FBG Amount - Deferred Payment Option (Rs)
Assam	4	102.77	4110800000	1027700000	607124052
Bihar	4	107.31	4292400000	1073100000	633944556
Haryana	4	70.71	2828400000	707100000	417726396
HP	4	24.46	978400000	244600000	144499896
J&K	4	35.35	1414000000	353500000	208833660
MP	4	510.49	20419600000	5104900000	3015770724
Mumbai	4	909.37	36374800000	9093700000	5372194212
NE	4	31.72	1268800000	317200000	187389072
Odisha	4	51.30	2052000000	513000000	303059880
UP (E)	3	167.50	5025000000	1256250000	742142250
Total	39		78,764,200,000	19,691,050,000	11,632,684,698

No. of Service Areas in which Blocks Won

10

Service Areas -1800 MHz Band	Total Blocks Won (No.)	Price of Spectrum Won (per Block) (Rs Crores)	Total Winning Amount Payable - Full Upfront Payment Option (Rs.)	Upfront Payment Amount - Deferred Payment Option (33% of Total Winning Amount Payable) (Rs.)	Installment and FBG Amount - Deferred Payment Option (Rs)
Haryana	20	9.32	1864000000	615120000	245936160
Himachal Pradesh		3.18	858600000	283338000	113283684
Kolkata		29.82	7455000000	2460150000	983612700
Rajasthan	50	14.55	4434090680	1463249924	585033924
TamilNadu	3	45.00	1350000000	445500000	178119000
UP East	15	21.39	2906923472	959284746	383539483
Total	88		18,868,614,152	6,226,642,670	2,489,524,951

No. of Service Areas in which Blocks Won

6

M/s. Reliance JIO Infocomm Ltd.	Amount Payable (Rs)	Upfront Payment (Rs)	Installment & FBG Amount (Rs)
Grand Total	97,632,814,152	25,917,692,670	14,122,209,649

M/s. Tata Teleservices Ltd

Service Areas -800 MHz Band	Total Blocks Won (No.)	Price of Spectrum Won (per Block) (Rs Crores)	Total Winning Amount Payable - Full Upfront Payment Option (Rs.)	Upfront Payment Amount - Deferred Payment Option (25% of Total Winning Amount Payable (Rs.))	Installment and FBG Amount - Deferred Payment Option (Rs)
AP	3	757.48	22724400000	5681100000	3356166636
Delhi	1	1059.62	10596200000	2649050000	1564952778
Haryana	1	70.71	707100000	176775000	104431599
Maharashtra	2	999.27	19985400000	4996350000	2951643726
Mumbai	2	909.37	18187400000	4546850000	2686097106
Total	9		72,200,500,000	18,050,125,000	10,663,291,845

No. of Service Areas in which Blocks Won

5

Service Areas -1800 MHz Band	Total Blocks Won (No.)	Price of Spectrum Won (per Block) (Rs Crores)	Total Winning Amount Payable - Full Upfront Payment Option (Rs.)	Upfront Payment Amount - Deferred Payment Option (33% of Total Winning Amount Payable (Rs.))	Installment and FBG Amount - Deferred Payment Option (Rs)
Andhra Pradesh	13	48.56	6,312,800,000	2,083,224,000	832,910,832
Total	13		6,312,800,000	2,083,224,000	832,910,832

No. of Service Areas in which Blocks Won

1

M/s. Tata Teleservices Ltd	Amount Payable (Rs)	Upfront Payment (Rs)	Installment & FBG Amount (Rs)
Grand Total	78,513,300,000	20,133,349,000	11,496,202,677

M/s. Vodafone India Ltd

Service Areas -900 MHz Band	Total Blocks Won (No.)	Price of Spectrum Won (per Block) (Rs Crores)	Total Winning Amount Payable - Full Upfront Payment Option (Rs.)	Upfront Payment Amount - Deferred Payment Option (25% of Total Winning Amount Payable) (Rs.)	Installment and FBG Amount - Deferred Payment Option (Rs)
Gujarat	30	134.60	4038000000	1009500000	5972202000
Haryana	31	30.24	9374400000	2343600000	1386473760
Kerala	32	73.88	23641600000	5910400000	3496592640
Maharashtra	25	154.60	38648383050	9662095762	5707979693
Odisha	25	27.80	6950000000	1737500000	1027905000
Rajasthan	32	141.73	45353600000	11338400000	6707797440
UP (E)	28	155.12	43433600000	10858400000	6423829440
WB	11	41.50	4565000000	1141250000	675163500
Total	214		212,346,583,050	53,086,645,762	31,397,943,473

No. of Service Areas in which Blocks Won

8

Service Areas -1800 MHz Band	Total Blocks Won (No.)	Price of Spectrum Won (per Block) (Rs Crores)	Total Winning Amount Payable - Full Upfront Payment Option (Rs.)	Upfront Payment Amount - Deferred Payment Option (33% of Total Winning Amount Payable) (Rs.)	Installment and FBG Amount - Deferred Payment Option (Rs)
Gujarat	17	47.60	6677536975	2203587202	881034229
Kolkata	5	29.82	834500000	275385000	110103930
UP East	6	21.39	1162769389	383713898	153415793
Total	28		8,674,806,364	2,862,686,100	1,144,553,952

No. of Service Areas in which Blocks Won

3

Service Areas -2100 MHz Band	Total Blocks Won (No.)	Price of Spectrum Won (per Block) (Rs Crores)	Total Winning Amount Payable - Full Upfront Payment Option (Rs.)	Upfront Payment Amount - Deferred Payment Option (33% of Total Winning Amount Payable) (Rs.)	Installment and FBG Amount - Deferred Payment Option (Rs)
Assam	1	193.18	1931800000	637494000	254881692
Karnataka	1	1642.36	16423600000	5419788000	2166929784
Kerala	1	588.57	5885700000	1942281000	776559258
NE	1	55.35	553500000	182655000	73028790
Rajasthan	1	699.12	6991200000	2307096000	922418928
UP (W)	1	525.35	5253500000	1733655000	693146790
Total	6		37,039,300,000	12,222,969,000	4,886,965,242

No. of Service Areas in which Blocks Won

6

M/s. Vodafone India Ltd	Amount Payable (Rs)	Upfront Payment (Rs)	Installment & FBG Amount (Rs)
Grand Total	258,060,689,414	68,172,300,863	37,429,462,666

No. P-14010/01/2014
Government of India
Ministry of Communications & IT
Department of Telecommunications
WPC Wing, 6th floor, Sanchar Bhawan, New Delhi


Dated the 5th February, 2015

ORDER

Subject: - Spectrum Usage Charges (SUC) for the Spectrum in 800 MHz, 900 MHz, 1800 MHz and 2100 MHz bands held by the Telecom Service Providers (TSPs).

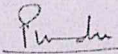
In continuation to earlier order No. P-14010/01/2014-NTG dated 31.10.2014, the Central Government hereby prescribes the following rates of spectrum usage charges for spectrum held by the Telecom Service Providers in 800 MHz, 900 MHz, 1800 MHz, 2100 MHz and BWA spectrum bands in pursuance of the powers conferred by section 4 of the Indian Telegraph Act, 1885 (Act No. 13 of 1885).

2. The Spectrum Usage Charges for the spectrum in 800 MHz, 900 MHz, 1800 MHz and 2100 MHz bands held by the Telecom Service Providers shall be as below:
 - (i) For spectrum acquired through auction during March 2015 in 800 MHz, 900 MHz, 1800 MHz and 2100 MHz bands, SUC shall be charged at 5% of the AGR.
 - (ii) In cases of combination of existing spectrum in 800 MHz, 900 MHz, 1800 MHz and 2100 MHz bands and spectrum acquired through the auction, the weighted average shall be calculated as equal to (a) sum of spectrum held prior to auction held during March 2015 multiplied by applicable rate as per orders dated 25.02.2010, 31.10.2014 and SUC rates as per Notice Inviting Application (NIA) dated 25.02.2010 and (b) spectrum acquired through auction held during March 2015 multiplied by five and then the sum of (a) and (b) divided by total spectrum holding.
 - (iii) The licensees, who have not acquired spectrum through auction held during February 2014/March 2015, shall continue to pay SUC at the applicable slab rate as per the order dated 25.02.2010.
 - (iv) For the purpose of calculation of spectrum usage charge, there shall be a minimum AGR which shall be not less than 5% of the bid amount. The calculation of spectrum usage charges shall be on the basis of minimum AGR or the actual AGR whichever is higher.
 - (v) The weighted average rate shall be kept to two decimal points by rounding off the second decimal figure to the next higher digit. The rounding off shall be made to next higher digit at two decimal points even if the third decimal point is less than 5.



No. P-14010/01/2014
Government of India
Ministry of Communications & IT
Department of Telecommunications
WPC Wing, 6th floor, Sanchar Bhawan, New Delhi

3. In respect of BWA spectrum acquired through auction in 2010, the SUC shall continue to be charged, as per present practice (i.e. para 3.5 of the Notice Inviting Applications (NIA) dated 25.02.2010 for Auction of 3G and BWA spectrum), licensees using BWA spectrum need to pay 1% of AGR from services using this spectrum as annual spectrum charge irrespective of the licence held by them. Such revenue would be required to be reported separately and the operator be required to report the use of BWA spectrum and the revenue earned there from separately. The operator will have to put in place a system for independently monitoring and verifying the revenue earned from BWA frequencies to prevent revenue misrepresentation.
4. This order shall come into force from the date of issue of letter of Intent (LOI).
5. The above rates of SUC are subject to review by the Government from time to time.
6. This issues with the concurrence of DoT Finance vide Dy/FTS no. 598 dated 05.02.2015.



(P S M Tripathi)

Assistant Wireless Adviser to the Government of India

Copy to:

1. Secretary (T)/ Members of Telecom Commission
2. Chairman, TRAI.
3. Chief Vigilance Officer, DoT.
4. DG P&T, Audit, Delhi.
5. Sr. DDG (WPF), DoT
6. Sr. DDG (AS), DoT.
7. Director Wireless Monitoring Organization, New Delhi.
8. Director Internal Audit, DoT.
9. All Access Service Providers.