


Table 'A' : Spectrum Holding of TSPs as on 25.02.2021 (including the spectrum of TSPs expiring in the year 2021 and the spectrum surrendered by BSNL-MTNL : refer Table 'B' on page no. 8)

Sl. No.	LSA	TSP	Spectrum Holding (in MHz)						
			700 MHz band (paired)	800 MHz band (paired)	900 MHz band (paired)	1800 MHz band (paired)	2100 MHz band (paired)	2300 MHz band (unpaired)	2500 MHz band (unpaired)
[A]	[B]	[C]	[D]	[E]	[F]	[G]	[H]	[I]	[J]
1	Andhra Pradesh	Aircel				4.4	5		
		Bharti		3.75	9	21.4	5	30	
		BSNL#			6.2	3.8	5		
		Reliance Communications*		1.25					
		Reliance Jio*		3.75		5.8		30	
		Vodafone Idea*				5	11	5	
2	Assam	Aircel			4.4	1.8	5		
		Bharti			8	15.45	5	30	
		BSNL#			6.2	3.8	5		20
		Reliance Jio		5		5.4		30	
		Reliance Telecom		5			5		
		Vodafone Idea					25	5	
3	Bihar	Aircel				6.2	5		
		Bharti			7.8	15.2	10	30	
		BSNL#			6.2		5		20
		Reliance Communications*		5					
		Reliance Jio		5		5		30	
		Reliance Telecom					5		
4	Delhi	Aircel				4.4			
		Bharti		1.25	6	7	10	30	

Refer Note (4) on page no. 7

* Refer Note (5) on page no. 7



25-02-2021

Table 'A' : Spectrum Holding of TSPs as on 25.02.2021 (including the spectrum of TSPs expiring in the year 2021 and the spectrum surrendered by BSNL-MTNL : refer Table 'B' on page no. 8)

SI. No.	LSA	TSP	Spectrum Holding (in MHz)						
			700 MHz band (paired)	800 MHz band (paired)	900 MHz band (paired)	1800 MHz band (paired)	2100 MHz band (paired)	2300 MHz band (unpaired)	2500 MHz band (unpaired)
[A]	[B]	[C]	[D]	[E]	[F]	[G]	[H]	[I]	[J]
		MTNL#			6.2		5		
		Reliance Communications*		5			5		
		Reliance Jio*		3.75		5.4		30	
		Vodafone Idea*			10	18.6	5		20
5	Gujarat	Bharti*				16.2	10	10	
		BSNL#			6.2		5		
		Reliance Communications		6.25					
		Reliance Jio		5		6		30	
		BDNPL (erstwhile Tikona)						20	
		Vodafone Idea			11	20.8	10		30
6	Haryana	Bharti*		1.25		16.2	10	20	
		BSNL#			6.2	3.8	5		20
		Reliance Communications*		5		0.6			
		Reliance Jio		5		5		20	
		Vodafone Idea			12.2	15.8	15		20
7	Himachal Pradesh	Bharti			7.4	10.2	5	10	
		BSNL#			6.2	3.8	5		20
		Reliance Communications*		5	5				
		Reliance Jio		5		10.4		30	
		Reliance Telecom					5		
		BDNPL (erstwhile Tikona)						20	
		Vodafone Idea*					15.6	5	

Refer Note (4) on page no. 7

* Refer Note (5) on page no. 7

Inf
25-02-2021

Table 'A' : Spectrum Holding of TSPs as on 25.02.2021 (including the spectrum of TSPs expiring in the year 2021 and the spectrum surrendered by BSNL-MTNL : refer Table 'B' on page no. 8)

Sl. No.	LSA	TSP	Spectrum Holding (in MHz)						
			700 MHz band (paired)	800 MHz band (paired)	900 MHz band (paired)	1800 MHz band (paired)	2100 MHz band (paired)	2300 MHz band (unpaired)	2500 MHz band (unpaired)
[A]	[B]	[C]	[D]	[E]	[F]	[G]	[H]	[I]	[J]
8	Jammu and Kashmir	Aircel			4.4	1.8	5		
		Bharti			6.2	5	10	20	
		BSNL#			8		5		20
		Reliance Communications		5		5	5		
		Reliance Jio		5		10		20	
		Vodafone Idea					17	5	
9	Karnataka	Aircel				4.4	5		
		Bharti			8.8	8.8	10	30	
		BSNL#			6.2	3.8	5		
		Reliance Communications*		5		0.6			
		Reliance Jio*		3.75		5		30	
		Vodafone Idea*				5	19	5	
10	Kerala	Aircel				4.4	5		
		Bharti*				11.2	10	20	
		BSNL#			6.2	3.8	5		20
		Reliance Communications*		5					
		Reliance Jio*		3.75		5		30	
		Vodafone Idea			12.4	20	10	10	20
11	Kolkata	Aircel				4.4	5		
		Bharti			7	9		30	
		BSNL#			6.2		5		
		Reliance Communications		5					
		Reliance Jio*		5		10		30	

Refer Note (4) on page no. 7

* Refer Note (5) on page no. 7

LP
25-02-2021

Table 'A' : Spectrum Holding of TSPs as on 25.02.2021 (including the spectrum of TSPs expiring in the year 2021 and the spectrum surrendered by BSNL-MTNL : refer Table 'B' on page no. 8)

SI. No.	LSA	TSP	Spectrum Holding (in MHz)						
			700 MHz band (paired)	800 MHz band (paired)	900 MHz band (paired)	1800 MHz band (paired)	2100 MHz band (paired)	2300 MHz band (unpaired)	2500 MHz band (unpaired)
[A]	[B]	[C]	[D]	[E]	[F]	[G]	[H]	[I]	[J]
		Reliance Telecom					5		
		Vodafone Idea			7	15	10		20
12	Madhya Pradesh	Bharti*				17	10	20	
		BSNL#			6.2	3.8	5		20
		Reliance Communications*		5	5				
		Reliance Jio		5		6.4		30	
		Reliance Telecom					5		
		Vodafone Idea			7.4	18.6	5	10	20
13	Maharashtra	Bharti*		2.5		23.2	10	20	
		BSNL#			6.2		5		
		Reliance Communications*		1.25					
		Reliance Jio*		3.75		5		30	
		Vodafone Idea			14	12.4	15	10	30
14	Mumbai	Aircel				4.4			
		Bharti*		2.5	5	20.2	5	30	
		MTNL#			6.2		5		
		Reliance Communications*		5		0.6	5		
		Reliance Jio		5		6.6		30	
		Vodafone Idea			11	14.6	10		20
15	North East	Aircel			4.4	1.8	5		
		Bharti			8.8	10	5	30	
		BSNL#			6.2	3.8	5		20

Refer Note (4) on page no. 7

* Refer Note (5) on page no. 7




25.02.2021

Table 'A' : Spectrum Holding of TSPs as on 25.02.2021 (including the spectrum of TSPs expiring in the year 2021 and the spectrum surrendered by BSNL-MTNL : refer Table 'B' on page no. 8)

Sl. No.	LSA	TSP	Spectrum Holding (in MHz)							
			700 MHz band (paired)	800 MHz band (paired)	900 MHz band (paired)	1800 MHz band (paired)	2100 MHz band (paired)	2300 MHz band (unpaired)	2500 MHz band (unpaired)	
[A]	[B]	[C]	[D]	[E]	[F]	[G]	[H]	[I]	[J]	
		Reliance Jio		5		6.4		30		
		Reliance Telecom		5		5	5			
		Vodafone Idea				25.8	5		20	
16	Orissa	Aircel				4.4	5			
		Bharti			7.4	11.8	5	30		
		BSNL#			6.2	3.8	5		20	
		Reliance Communications*		5		5				
		Reliance Jio		5		5		30		
		Reliance Telecom						5		
		Vodafone Idea				5	17	5		20
17	Punjab	Aircel				4.4	5			
		Bharti			10	10	5	20		
		BSNL#			6.2		5		20	
		Reliance Communications		2.5		0.6	5			
		Reliance Jio*		7.5		5.2		20		
		Vodafone Idea*			5.6	21.2	10		10	
18	Rajasthan	Aircel				6				
		Bharti			6	10	15	20		
		BSNL#			6.2		5		20	
		Reliance Communications*		1.25			5			
		Reliance Jio*		7.5		10		20		
		Vodafone Idea*			6.4	16.2	15		20	

Refer Note (4) on page no. 7

* Refer Note (5) on page no. 7



25.02.2021

Table 'A' : Spectrum Holding of TSPs as on 25.02.2021 (including the spectrum of TSPs expiring in the year 2021 and the spectrum surrendered by BSNL-MTNL : refer Table 'B' on page no. 8)

Sl. No.	LSA	TSP	Spectrum Holding (in MHz)						
			700 MHz band (paired)	800 MHz band (paired)	900 MHz band (paired)	1800 MHz band (paired)	2100 MHz band (paired)	2300 MHz band (unpaired)	2500 MHz band (unpaired)
[A]	[B]	[C]	[D]	[E]	[F]	[G]	[H]	[I]	[J]
19	Tamilnadu	Aircel				10	5		
		Bharti*			6.2*	14.2	10	30	
		BSNL#			6.2	3.8	5		
		Reliance Communications*		5					
		Reliance Jio*		3.75		6.8		30	
		Vodafone Idea*			6.2	19.4	15		
20	Uttar Pradesh (East)	Aircel				6.2	5		
		Bharti			6.2	12.8	5		
		BSNL#			6.2	3.8	5		20
		Reliance Communications*		3.75					
		Reliance Jio*		6.25		6.4		20	
		BDNPL (erstwhile Tikona)						20	
		Vodafone Idea*			5.6	14.8	20		20
21	Uttar Pradesh (West)	Bharti*				18.2	10		
		BSNL#			6.2	3.8	5		20
		Reliance Communications		5					
		Reliance Jio*		5		5		20	
		BDNPL (erstwhile Tikona)						20	
		Vodafone Idea			11.2	14.4	10		20
22	West Bengal	Aircel				5.6	5		
		Bharti			6.6	6.2	5	30	
		BSNL#			6.2	1.8	5		20
		Reliance Communications		5					

Refer Note (4) on page no. 7

* Refer Note (5) on page no. 7


[Signature]
25.02.2021

Table 'A' : Spectrum Holding of TSPs as on 25.02.2021 (including the spectrum of TSPs expiring in the year 2021 and the spectrum surrendered by BSNL-MTNL : refer Table 'B' on page no. 8)

SI. No.	LSA	TSP	Spectrum Holding (in MHz)						
			700 MHz band (paired)	800 MHz band (paired)	900 MHz band (paired)	1800 MHz band (paired)	2100 MHz band (paired)	2300 MHz band (unpaired)	2500 MHz band (unpaired)
[A]	[B]	[C]	[D]	[E]	[F]	[G]	[H]	[I]	[J]
		Reliance Jio*		3.75		10.6		30	
		Reliance Telecom					5		
		Vodafone Idea			6.6	23.4	5		20

Note:


- (1) M/s BDNPL is holding spectrum in 2300 MHz in 4 LSAs namely Gujarat, Himachal Pradesh, Uttar Pradesh (East) and Uttar Pradesh (West) LSAs. M/s Bharti Airtel is using BDNPL's spectrum in pursuance of order of Hon'ble TDSAT. However, merger of M/s Bharti and M/s BDNPL (erstwhile Tikona) is yet to be taken on record by the DoT as certain issues are sub-judice before the Hon'ble Supreme Court. In view of the above, for the limited purpose of spectrum cap, spectrum holding of M/s BDNPL may be taken as a part of the total spectrum holding of M/s Bharti Airtel, without prejudice to the pending judicial proceedings.
- (2) In 800 MHz band, M/s Reliance Jio and M/s Reliance Communications are sharing spectrum in all the LSAs except Gujarat and Jammu & Kashmir LSAs.
- (3) Certain quantum of spectrum has been reserved for assignment to BSNL/MTNL for providing 4G services and will be assigned to them after completion of necessary formalities in accordance with the Cabinet approval in this regard. Such quantum has not been included in the above table.
- (4) Request of BSNL regarding re-assignment of spectrum in 900/1800 MHz band is under consideration in DoT. Quantum of spectrum presently held by BSNL/MTNL in 900/1800 MHz bands is included in the spectrum holding shown in the above table 'A'. Details of LSA-wise quantum shown in the above table 'A' also includes the quantum surrendered by BSNL-MTNL and being put to auction, details of which is given in Table 'B'.
- (5) Details of LSA-wise quantum shown in the above table 'A' also includes the quantum of spectrum expiring in the calendar year 2021 and being put to auction, details of which is given in Table 'B'.


25.02.2021

[Refer Note (4) and (5) on previous page]

Table 'B' : LSA-wise quantum of spectrum being put to auction due to expiry of old service licenses and surrender by BSNL-MTNL, which has also been shown as part of the spectrum holdings in Table 'A'

Sl. No.	LSA	Quantum (in MHz)							
		800 MHz band (paired)		900 MHz band (paired)			1800 MHz band (paired)		
		Reliance Communications	Reliance Jio	Bharti	Vodafone Idea	BSNL/MTNL	Bharti	Vodafone Idea	BSNL/MTNL
1	Andhra Pradesh	1.25	3.75			0.6		4.4	3.8
2	Assam					1.2			3.8
3	Bihar	5				1.2			
4	Delhi	1.25	3.75			1.2		8	
5	Gujarat					1.2	6.2		
6	Haryana	3.75				0.6	6.2		3.8
7	Himachal Pradesh	2.5				0.6		4.4	3.8
8	Jammu & Kashmir								
9	Karnataka	1.25	3.75			0.6		8	3.8
10	Kerala	1.25	3.75				6.2		1.8
11	Kolkata		5			1.2			
12	Madhya Pradesh	5				1.2	6.2		3.8
13	Maharashtra	1.25	3.75			1.2	8.2		
14	Mumbai	5				1.2	9.2		
15	North East					1.2			3.8
16	Orissa	3.75				0.6			1.8
17	Punjab		3.75					6.2	
18	Rajasthan	1.25	2.5					6.2	
19	Tamilnadu	1.25	3.75	6.2 (Chennai only)	6.2 (Tamilnadu excluding Chennai)	0.6	3 (Chennai only), 9.2 (Tamilnadu excluding Chennai)	8 (Chennai only), 1 (Tamilnadu excluding Chennai)	1.8
20	Uttar Pradesh (East)	3.75	1.25			1.2		6.2	3.8
21	Uttar Pradesh (West)		5			1.2	6.2		3.8
22	West Bengal		3.75			0.6			1.8


 25.02.2021
 (NEERAJ JYAL)
 Asst. WIRELESS ADVISER
 WPC WING, DOT